



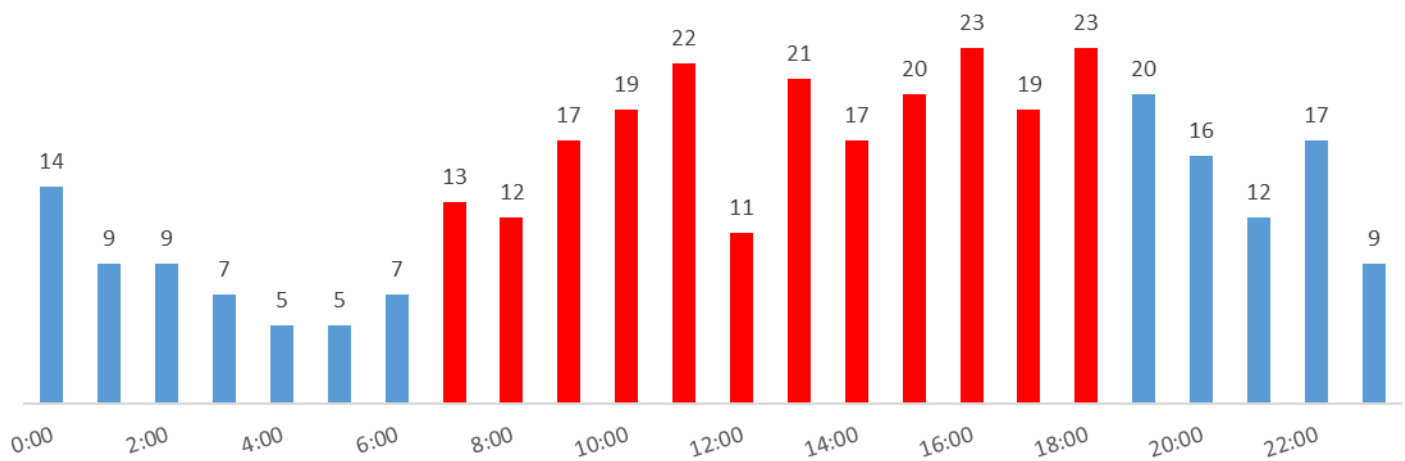
OPERATIONS REPORT
MAY 2021

CALL VOLUME

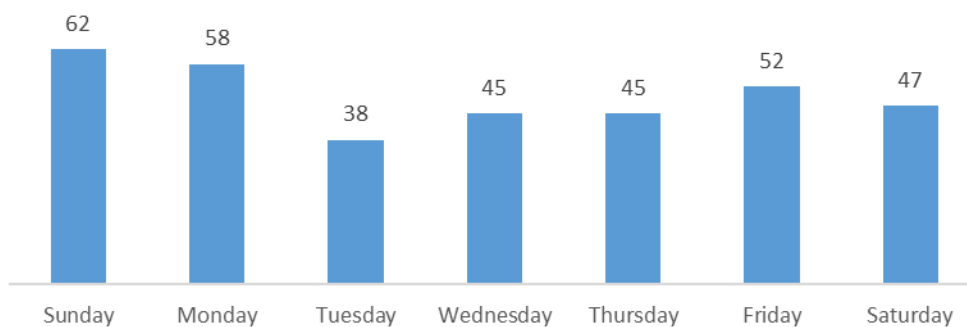
Municipality	Month	% of Calls	YTD
West Whiteland	133	38.33%	623
Uwchlan	111	31.99%	534
Upper Uwchlan	34	9.80%	121
West Vincent	15	4.32%	68
West Pikeland	12	3.46%	67
Charlestown	11	3.17%	45
East Caln	9	2.59%	31
East Whiteland	8	2.31%	44
Wallace	3	0.86%	14
Downingtown	2	0.58%	17
Willistown	2	0.58%	6
West Goshen	2	0.58%	8
Elverson	1	0.29%	2
Salisbury (Lanc)	1	0.29%	2
South Coventry	1	0.29%	1
West Bradford	1	0.29%	2
Philadelphia	1	0.29%	1
	347		

Average Times (Minutes)	
Dispatch to Enroute	1.53
Enroute to On Scene	7.2
On Scene Time	16.17
Transport Time	17.22
Transport Complete to Available	28.39
Dispatch to Available	56.88

Call Volume by Hour



Call Volume by Day of the Week



Total Calls Comparison				
Current Month 2021	YTD 2021	Current Month 2020	YTD 2020	YTD +/-
305	1616	312	1537	79
Total Transports Comparison				
Current Month 2021	YTD 2021	Current Month 2020	YTD 2020	YTD +/-
243	1078	175	979	99

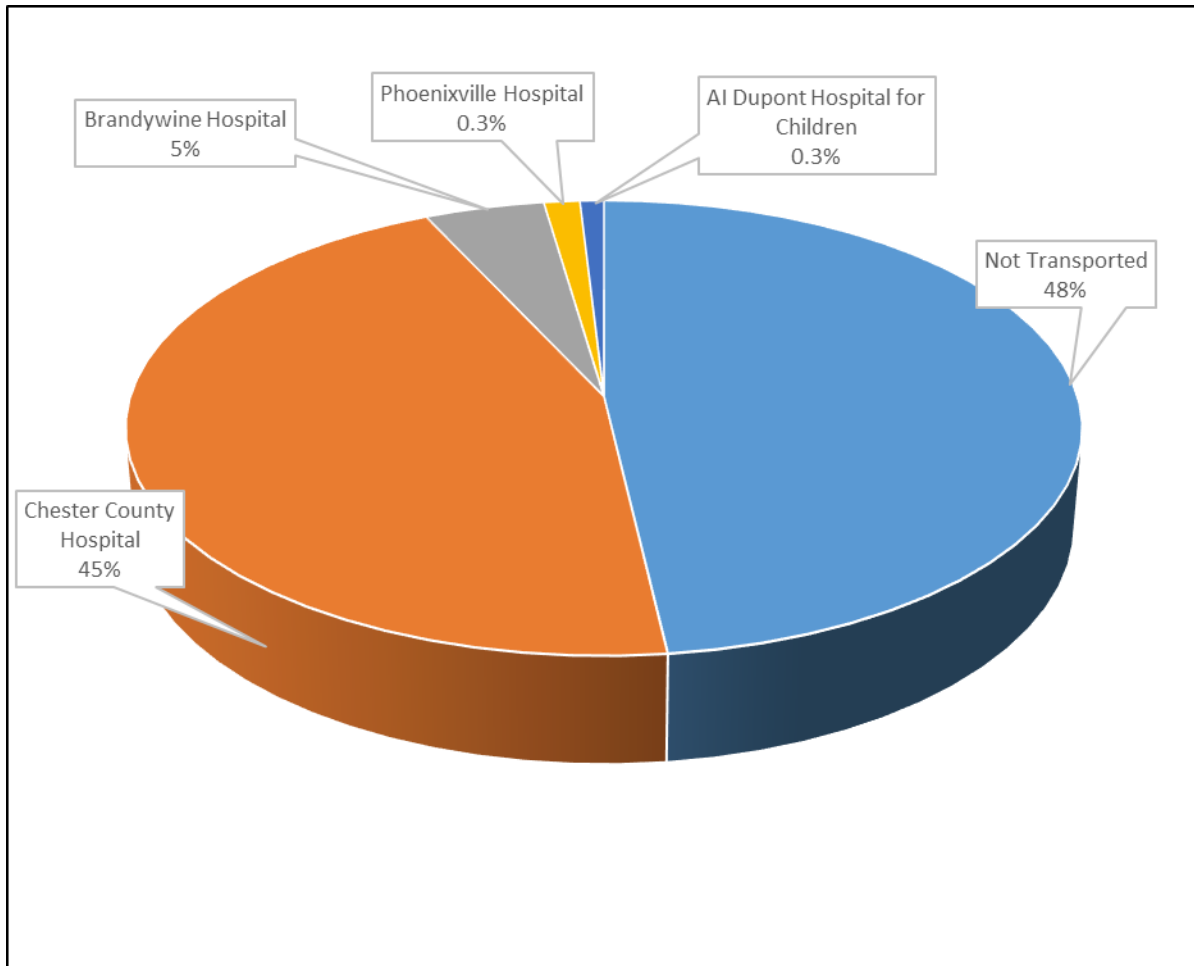
Calls By Level of Service

Total BLS Responses	193	56% of the total dispatches
Total BLS Transport	138	40% of total monthly call volume
Total ALS Responses	154	44% of the total dispatches
Total ALS Transports	105	30% of total monthly call volume
Total NO Transport	104	30% of total monthly call volume

HOSPITAL DESTINATION INFORMATION

Receiving Hospital	Total	%
Paoli Hospital	128	36.9%
Not Transported	104	30%
Chester County Hospital	97	28.0%
Brandywine Hospital	10	2.9%
Phoenixville Hospital	3	0.9%
AI Dupont Hospital for Children	2	0.6%
Unknown	2	0.6%
Pottstown Memorial	1	0.3%
	347	
Transported:	243	70.03%
Not Transported:	104	29.97%
	347	

Non-Transport Breakdown	
Refusal	44
No Services	22
Recalled Enroute	15
Recalled On Scene	12
Public Assist	6
DOA	5
	104



MEDICAL CATEGORIES

Call Types					
BLS - Sick Person	43	12.4	ALS - Hypotension	4	1.2
BLS - Fall / Lift Assist	41	11.8	BLS - Assault w/Injury	4	1.2
ALS - Respiratory Difficulty	35	10.1	BLS - Overdose	4	1.2
ALS - Cardiac Problems	27	7.8	ALS - Abdominal Pain	3	0.9
Accident - BLS	20	5.8	ALS - Choking	3	0.9
BLS - Emotional Disorder	19	5.5	Accident - ALS	3	0.9
BLS - Injured Person	18	5.2	BLS - Hemorrhaging	3	0.9
ALS - CVA/Stroke	12	3.5	ALS - Overdose	2	0.6
ALS - Allergic/Med Reaction	11	3.2	ALS - Unconscious Person	2	0.6
ALS - Fall	10	2.9	Accident - Mass Transit	2	0.6
ALS - Diabetic Emergency	8	2.3	Alarm - BLS Medical	2	0.6
ALS - Syncope	8	2.3	BLS - DOA	2	0.6
EMS - Stand By - Fire	7	2	ALS - Emotional Disorder	1	0.3
ALS - Cardiac/Resp Arrest	6	1.7	ALS - Stabbing	1	0.3
ALS - Seizures	6	1.7	Accident - Entrapment	1	0.3
ALS - Unresponsive Person	6	1.7	Alarm - Carbon Monoxide	1	0.3
BLS - Back Pain	6	1.7	BLS - Allergic/Med Reaction	1	0.3
BLS - Unknown Nature	6	1.7	BLS - Equestrian Injury	1	0.3
ALS - Hemorrhaging	5	1.4	BLS - Seizures	1	0.3
BLS - Abdominal Pain	5	1.4	EMS - Non-Emergency Trans	1	0.3
BLS - Syncope	5	1.4	EMS - Stand By - Event	1	0.3
				347	