

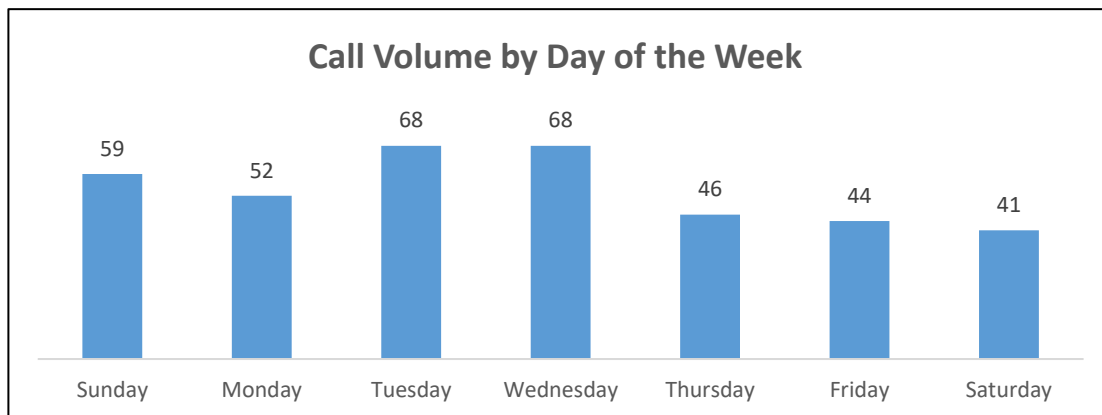
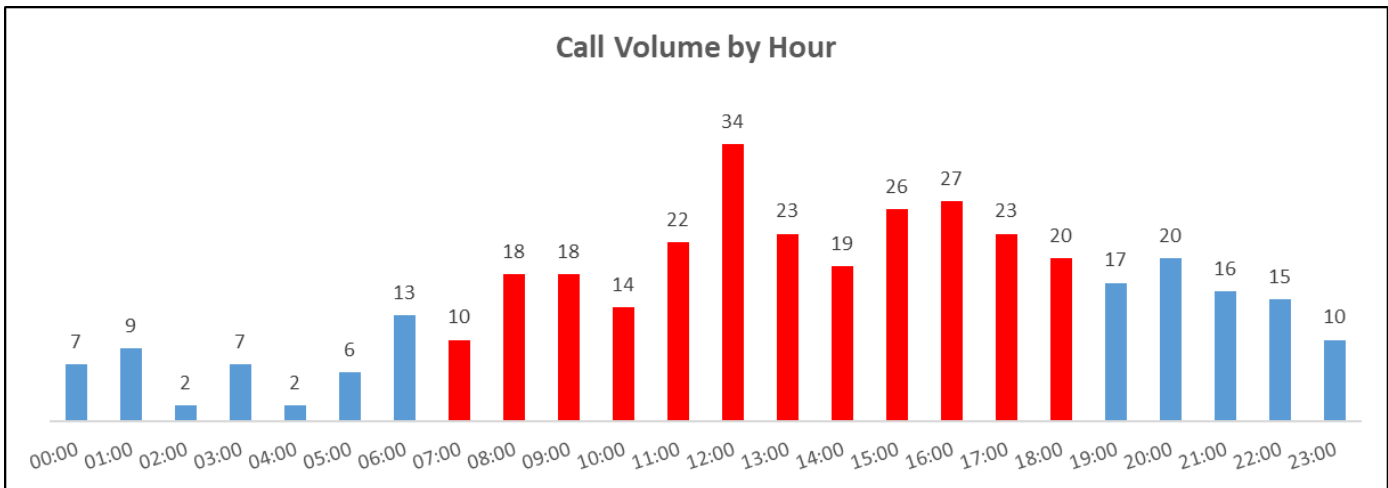


OPERATIONS REPORT
JUNE 2021

CALL VOLUME

Municipality	Month	% of Calls	YTD
West Whiteland	149	39%	772
Uwchlan	115	30%	649
Upper Uwchlan	38	10%	159
West Vincent	22	6%	90
West Pikeland	15	4%	82
Charlestown	10	3%	55
East Whiteland	8	2.10%	52
Downingtown	4	1.10%	21
East Caln	4	1.10%	35
Caln	3	0.80%	6
West Goshen	2	0.50%	10
Willistown	2	0.50%	8
Coatesville	1	0.30%	3
East Goshen	1	0.30%	5
East Nantmeal	1	0.30%	6
East Pikeland	1	0.30%	1
Malvern	1	0.30%	2
Wallace	1	30.00%	15
	378		

Average Times (Minutes)	
Dispatch to Enroute	1.55
Enroute to On Scene	6.92
On Scene Time	14.76
Transport Time	17.94
Transport Complete to Available	28.55
Dispatch to Available	52.4



Total Calls Comparison					
Current Month 2021	YTD 2021	Current Month 2020	YTD 2020	YTD +/-	
378	1994	309	1846	148	
Total Transports Comparison					
Current Month 2021	YTD 2021	Current Month 2020	YTD 2020	YTD +/-	
241	1319	206	1185	134	

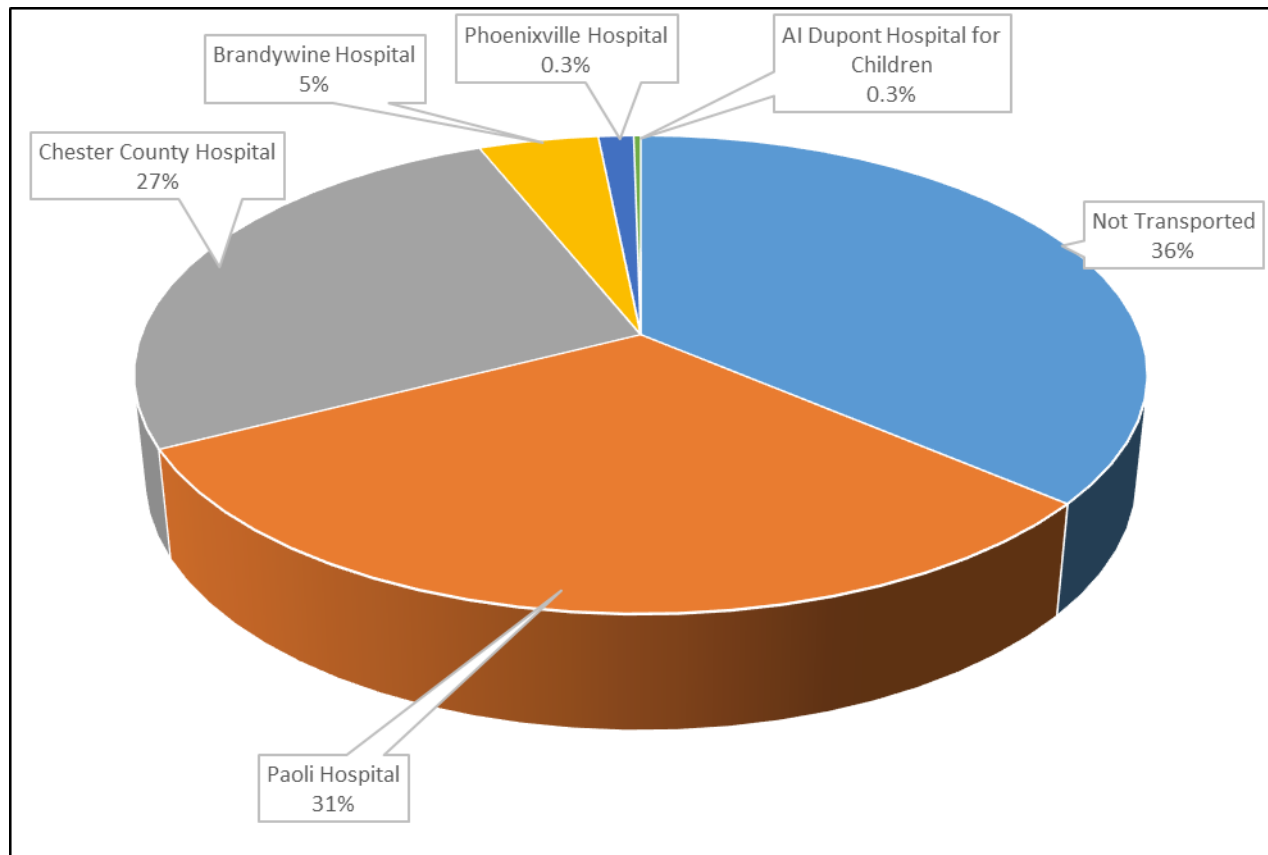
Calls By Level of Service

Total BLS Responses	188	49.7% of the total dispatches
Total BLS Transport	121	32% of total monthly call volume
Total ALS Responses	190	50.3% of the total dispatches
Total ALS Transports	120	32% of total monthly call volume
Total NO Transport	137	36% of total monthly call volume

HOSPITAL DESTINATION INFORMATION

Receiving Hospital	Total	%
Not Transported	137	36.2%
Paoli Hospital	118	31%
Chester County Hospital	100	26.5%
Brandywine Hospital	17	4.5%
Phoenixville Hospital	5	1.3%
AI Dupont Hospital for Children	1	0.3%
	378	
Transported:	260	65.49%
Not Transported:	137	34.51%
	397	

Non-Transport Breakdown	
Refusal	60
No Services	35
Recalled Enroute	23
Recalled On Scene	12
DOA	4
Public Assist	2
Unfounded	1
	137



MEDICAL CATEGORIES

Call Types					
BLS - Fall / Lift Assist	43	11.4	ALS - Seizures	5	1.3
BLS - Sick Person	37	9.8	Fire - Other Type Rescue	5	1.3
ALS - Respiratory Difficulty	31	8.2	Alarm - BLS Medical	4	1.1
ALS - Cardiac Problems	30	7.9	BLS - Abdominal Pain	4	1.1
Accident - BLS	26	6.9	BLS - Hemorrhaging	3	0.8
BLS - Emotional Disorder	18	4.8	BLS - Unknown Nature	3	0.8
BLS - Injured Person	12	3.2	ALS - Cardiac/Resp Arrest	3	0.8
ALS - CVA/Stroke	12	3.2	ALS - Emotional Disorder	3	0.8
ALS - Fall	10	2.6	ALS - Exposure to Heat/Cold	3	0.8
EMS - Stand By - Fire	9	2.4	ALS - Hypotension	3	0.8
ALS - Hemorrhaging	9	2.4	ALS - Maternity/Labor Pains	3	0.8
ALS - Syncope	9	2.4	BLS - Assault w/Injury	2	0.5
BLS - Overdose	8	2.1	BLS - DOA	2	0.5
BLS - Syncope	8	2.1	ALS - Assault w/Injury	2	0.5
ALS - Allergic/Med Reaction	8	2.1	ALS - Choking	2	0.5
ALS - Unconscious Person	8	2.1	Accident - Pedestrian	2	0.5
ALS - Unresponsive Person	8	2.1	Alarm - Carbon Monoxide	1	0.3
ALS - Diabetic Emergency	7	1.9	BLS - Equestrian Injury	1	0.3
Accident - ALS	7	1.9	EMS - Stand By - Event	1	0.3
BLS - Back Pain	6	1.6	ALS - Poisoning	1	0.3
ALS - Abdominal Pain	6	1.6	Accident - Involving Fire	1	0.3
ALS - Overdose	6	1.6	Fire - Water Rescue	1	0.3
ALS - Injured Person	5	1.3		347	