

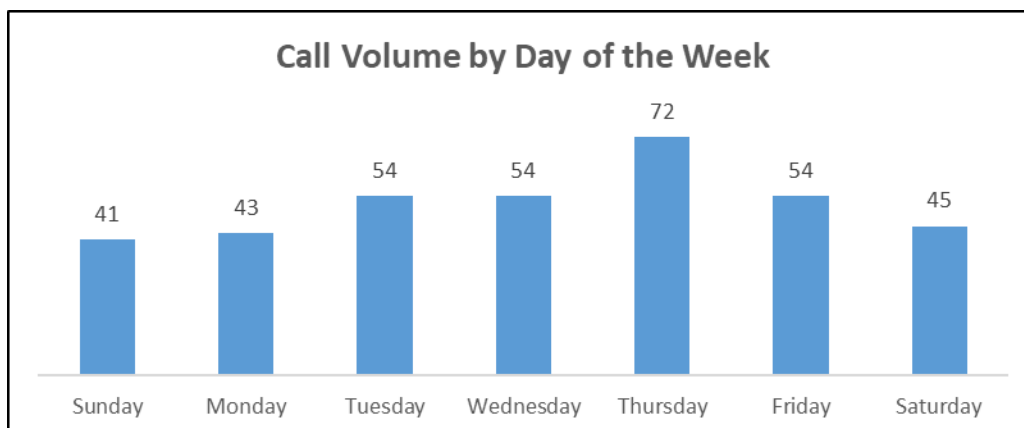
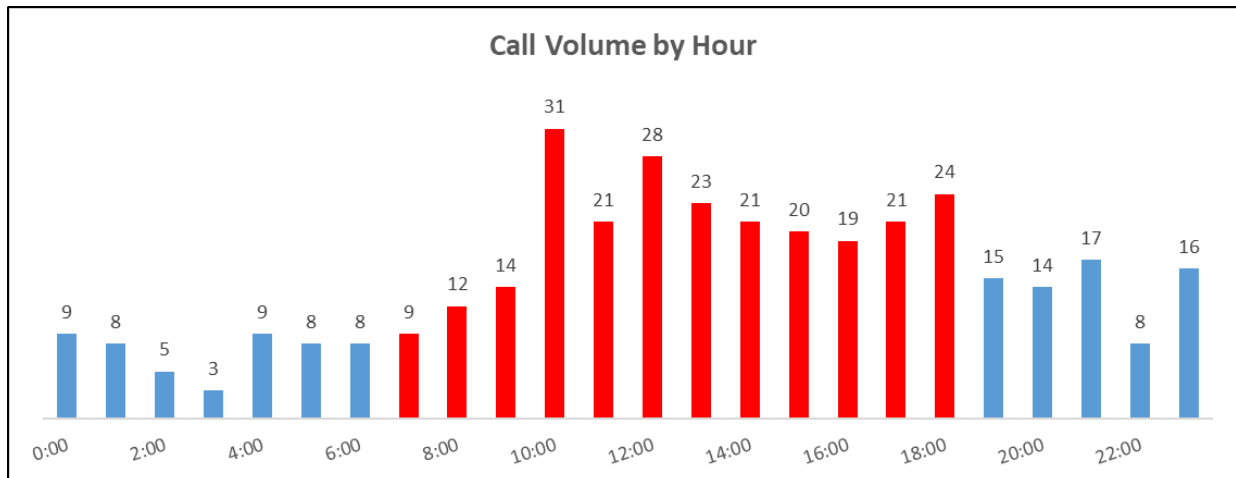


**OPERATIONS REPORT**  
**JULY 2021**

# CALL VOLUME

Municipality	Month	% of Calls	YTD
West Whiteland	126	35%	898
Uwchlan	114	31%	763
Upper Uwchlan	34	10%	193
West Vincent	23	6%	113
Charlestown	18	5%	73
West Pikeland	15	4%	97
East Whiteland	8	2.20%	60
Downingtown	6	1.70%	27
East Caln	5	1.40%	40
Caln	3	0.80%	9
East Nantmeal	3	0.80%	9
West Chester	2	0.60%	5
West Goshen	2	0.60%	12
East Bradford	1	0.30%	4
East Pikeland	1	0.30%	2
Wallace	1	0.30%	16
Westtown	1	0.30%	1
	363		

Average Times (Minutes)	
Dispatch to Enroute	1.53
Enroute to On Scene	7.52
On Scene Time	14.15
Transport Time	18.45
Transport Complete to Available	27.84
Dispatch to Available	52.48



<b>Total Calls Comparison</b>				
<b>Current Month 2021</b>	<b>YTD 2021</b>	<b>Current Month 2020</b>	<b>YTD 2020</b>	<b>YTD +/-</b>
363	2357	325	2171	186
<b>Total Transports Comparison</b>				
<b>Current Month 2021</b>	<b>YTD 2021</b>	<b>Current Month 2020</b>	<b>YTD 2020</b>	<b>YTD +/-</b>
222	1541	217	1402	139

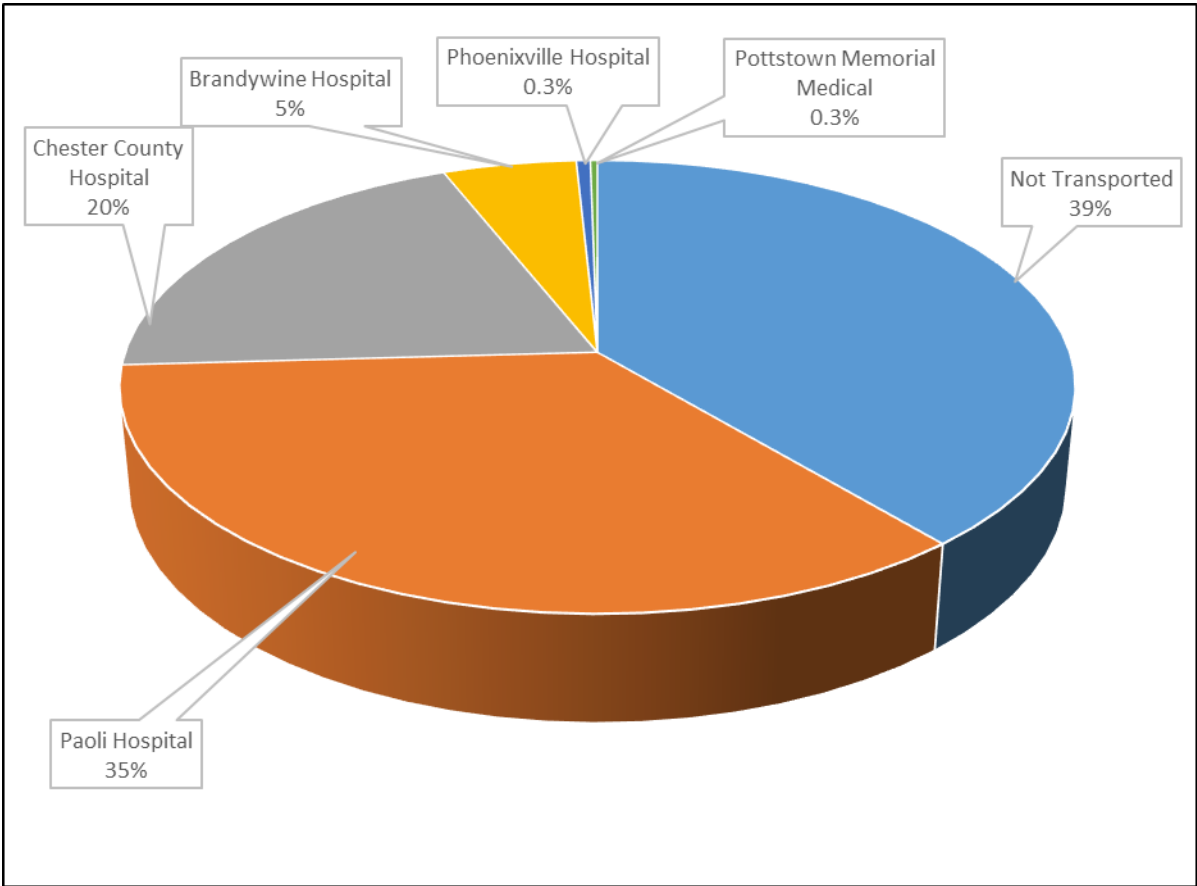
### **Calls By Level of Service**

<b>Total BLS Responses</b>	<b>216</b>	<b>60% of the total dispatches</b>
<b>Total BLS Transport</b>	<b>108</b>	<b>30% of total monthly call volume</b>
<b>Total ALS Responses</b>	<b>147</b>	<b>40% of the total dispatches</b>
<b>Total ALS Transports</b>	<b>114</b>	<b>31% of total monthly call volume</b>
<b>Total NO Transport</b>	<b>141</b>	<b>39% of total monthly call volume</b>

# HOSPITAL DESTINATION INFORMATION

Receiving Hospital	Total	%
Not Transported	141	38.8%
Paoli Hospital	128	35%
Chester County Hospital	72	19.8%
Brandywine Hospital	19	5.2%
Phoenixville Hospital	2	0.6%
Pottstown Memorial Medical	1	0.3%
	<b>363</b>	
<b>Transported:</b>	<b>222</b>	<b>61.16%</b>
<b>Not Transported:</b>	<b>141</b>	<b>38.84%</b>
	<b>363</b>	

Non-Transport Breakdown	
Refusal	67
No Services	24
Recalled Enroute	26
Recalled On Scene	14
DOA	3
Public Assist	3
Treated, Trans Care	2
Unfounded	2
	<b>141</b>



# MEDICAL CATEGORIES

Call Types					
BLS - Fall / Lift Assist	46	12.7	ALS - Abdominal Pain	4	1.1
BLS - Sick Person	39	10.7	ALS - Cardiac/Resp Arrest	4	1.1
Accident - BLS	30	8.3	ALS - Overdose	4	1.1
ALS - Respiratory Difficulty	29	8	ALS - Unconscious Person	4	1.1
BLS - Injured Person	28	7.7	ALS - Diabetic Emergency	3	0.8
ALS - Cardiac Problems	20	5.5	ALS - Hypotension	3	0.8
BLS - Emotional Disorder	17	4.7	ALS - Injured Person	3	0.8
ALS - CVA/Stroke	16	4.4	Accident - ALS	3	0.8
BLS - Unknown Nature	14	3.9	BLS - Hemorrhaging	2	0.6
ALS - Unresponsive Person	10	2.8	BLS - Seizures	2	0.6
BLS - Abdominal Pain	9	2.5	BLS - Syncope	2	0.6
ALS - Fall	9	2.5	ALS - Choking	2	0.6
Alarm - BLS Medical	8	2.2	ALS - Emotional Disorder	2	0.6
ALS - Seizures	6	1.7	ALS - Exposure to Heat/Cold	2	0.6
ALS - Syncope	6	1.7	Accident - Involving Fire	2	0.6
Alarm - Carbon Monoxide	5	1.4	BLS - Assault w/Injury	1	0.3
EMS - Stand By - Fire	5	1.4	ALS - Back Pain	1	0.3
ALS - Allergic/Med Reaction	5	1.4	ALS - Burns - Misc	1	0.3
ALS - Hemorrhaging	5	1.4	ALS - Poisoning	1	0.3
BLS - Back Pain	4	1.1	Accident - Entrapment	1	0.3
BLS - Overdose	4	1.1	Fire - Other Type Rescue	1	0.3
				363	