

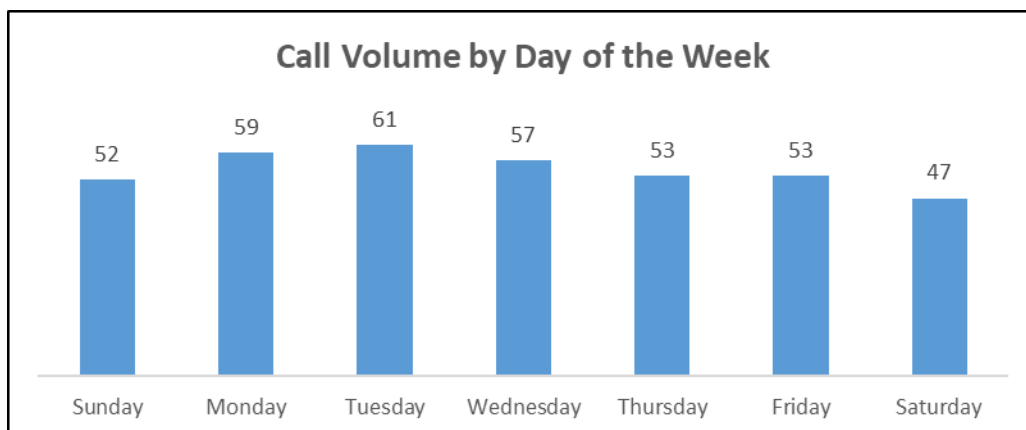
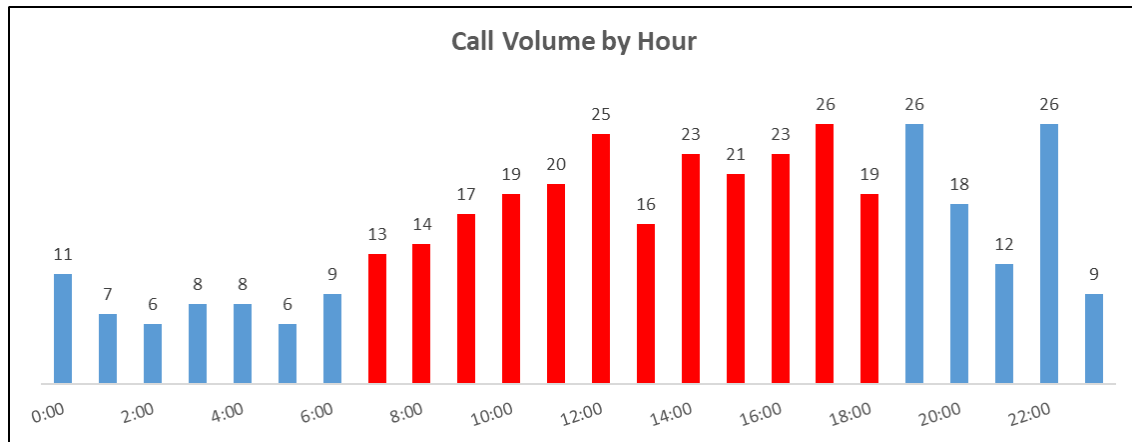


OPERATIONS REPORT
AUGUST 2021

CALL VOLUME

Municipality	Month	% of Calls	YTD
West Whiteland	150	39%	1048
Uwchlan	122	32%	884
Upper Uwchlan	46	12%	240
West Vincent	18	5%	131
West Pikeland	11	3%	108
East Whiteland	7	2%	67
East Caln	6	1.60%	46
Caln	4	1.00%	13
Downingtown	3	0.80%	30
Wallace	3	0.80%	19
West Chester	3	0.80%	7
East Nantmeal	2	0.50%	11
West Goshen	2	0.50%	15
Atglen	1	0.30%	2
Charlestown	1	0.30%	74
East Bradford	1	0.30%	5
East Pikeland	1	0.30%	3
West Bradford	1	0.30%	
	382		

Average Times (Minutes)	
Dispatch to Enroute	1.48
Enroute to On Scene	6.85
On Scene Time	14.94
Transport Time	17.37
Transport Complete to Available	27.84
Dispatch to Available	52.89



2020 VS. 2021 COMPARISON

Total Calls Comparison				
Current Month 2021	YTD 2021	Current Month 2020	YTD 2020	YTD +/-
382	2,739	339	2,510	229
Total Transports Comparison				
Current Month 2021	YTD 2021	Current Month 2020	YTD 2020	YTD +/-
261	1,802	208	1,610	192

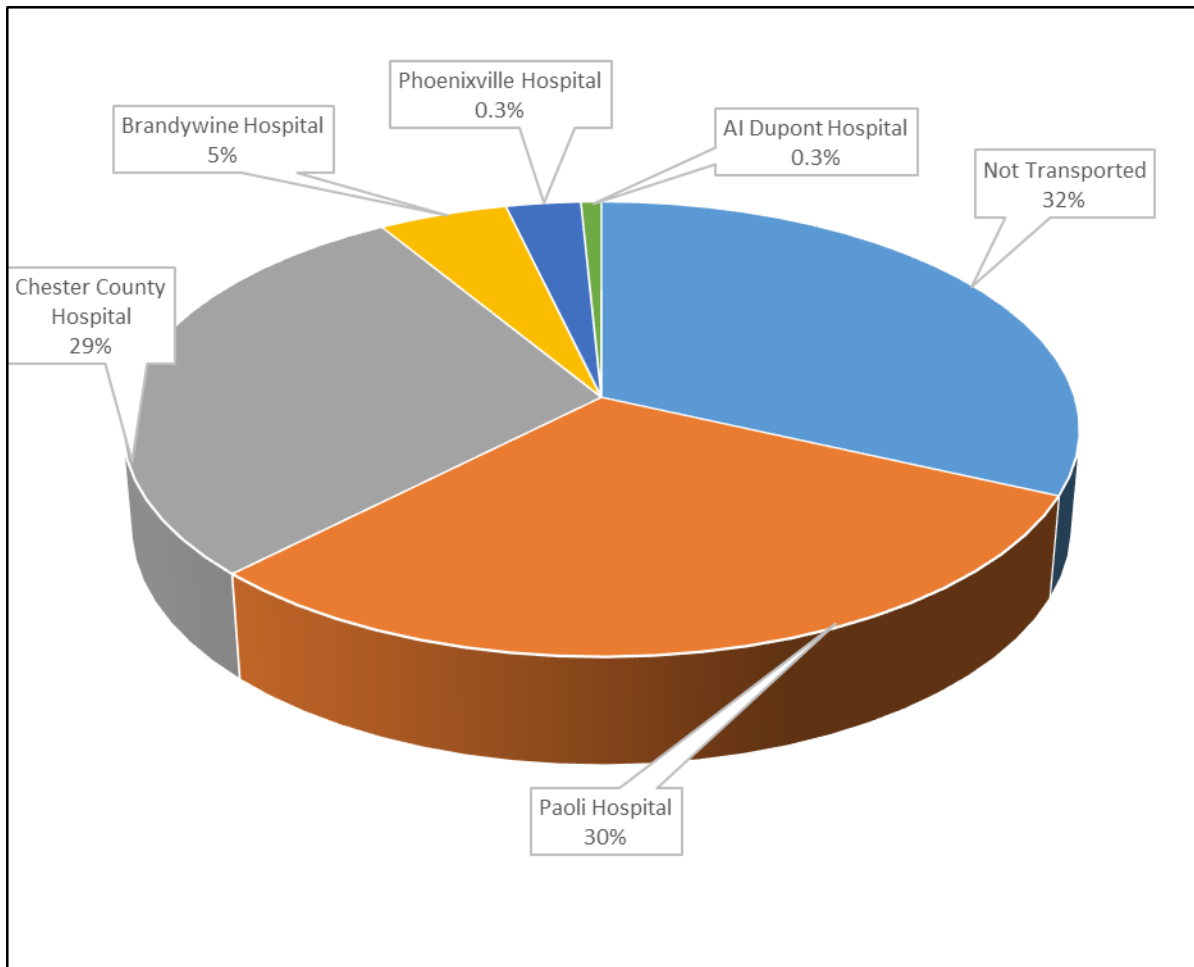
Calls By Level of Service

Total BLS Responses	200	52.5% of the total dispatches
Total BLS Transport	132	34.6% of total monthly call volume
Total ALS Responses	182	47.5% of the total dispatches
Total ALS Transports	129	33.7% of total monthly call volume
Total NO Transport	121	31.7% of total monthly call volume

HOSPITAL DESTINATION INFORMATION

Receiving Hospital	Total	%
Not Transported	121	31.7%
Paoli Hospital	116	30%
Chester County Hospital	110	28.8%
Brandywine Hospital	19	5.0%
Phoenixville Hospital	11	2.9%
AI Dupont Hospital	3	0.8%
Jennersville Regional Hospital	1	0.3%
Reading Hospital	1	0.3%
	382	
Transported:	261	68.32%
Not Transported:	121	31.68%
	382	

Non-Transport Breakdown	
Refusal	53
Recalled Enroute	34
No Services	22
Recalled On Scene	9
Public Assist	3
	121



MEDICAL CATEGORIES

Call Types					
BLS - Fall / Lift Assist	53	13.9	ALS - Hemorrhaging	3	0.8
BLS - Sick Person	49	12.8	ALS - Injured Person	3	0.8
ALS - Cardiac Problems	45	11.8	Alarm - BLS Medical	3	0.8
ALS - Respiratory Difficulty	33	8.6	Alarm - Carbon Monoxide	3	0.8
Accident - BLS	23	6	BLS - Back Pain	3	0.8
BLS - Emotional Disorder	23	6	BLS - Hemorrhaging	3	0.8
BLS - Injured Person	16	4.2	BLS - Syncope	3	0.8
ALS - Seizures	13	3.4	ALS - Back Pain	2	0.5
ALS - Syncope	11	2.9	ALS - Emotional Disorder	2	0.5
ALS - Abdominal Pain	9	2.4	ALS - Exposure to Heat/Cold	2	0.5
ALS - CVA/Stroke	8	2.1	Accident - Entrapment	2	0.5
ALS - Hypotension	7	1.8	Accident - Involving Fire	2	0.5
ALS - Unconscious Person	6	1.6	Fire - Hazmat	2	0.5
ALS - Unresponsive Person	6	1.6	Fire - Water Rescue	2	0.5
BLS - Overdose	6	1.6	BLS - Seizures	2	0.5
ALS - Diabetic Emergency	5	1.3	ALS - Choking	1	0.3
ALS - Overdose	5	1.3	ALS - Maternity/Labor Pains	1	0.3
BLS - Abdominal Pain	5	1.3	Accident - ALS	1	0.3
BLS - Unknown Nature	5	1.3	BLS - Assault w/Injury	1	0.3
ALS - Allergic/Med Reaction	4	1	BLS - Burns - Misc	1	0.3
ALS - Fall	4	1	EMS - Stand By - Fire	1	0.3
ALS - Cardiac/Resp Arrest	3	0.8		382	