



OPERATIONS REPORT

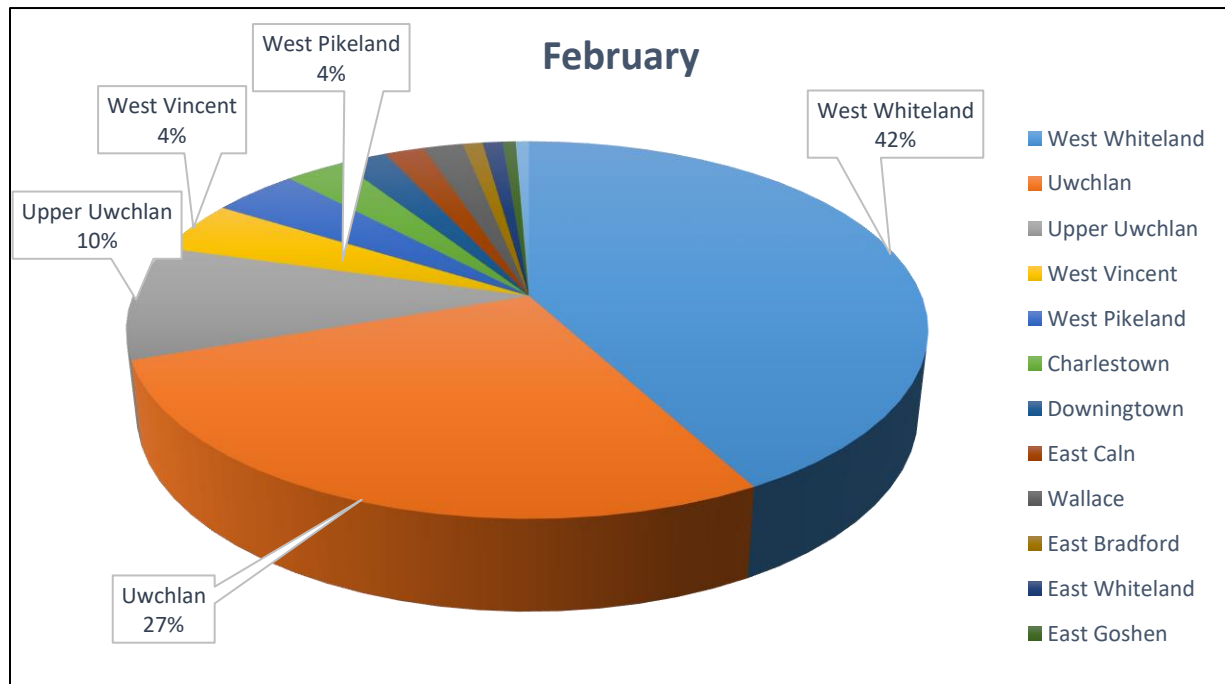
February 2021

CALL VOLUME

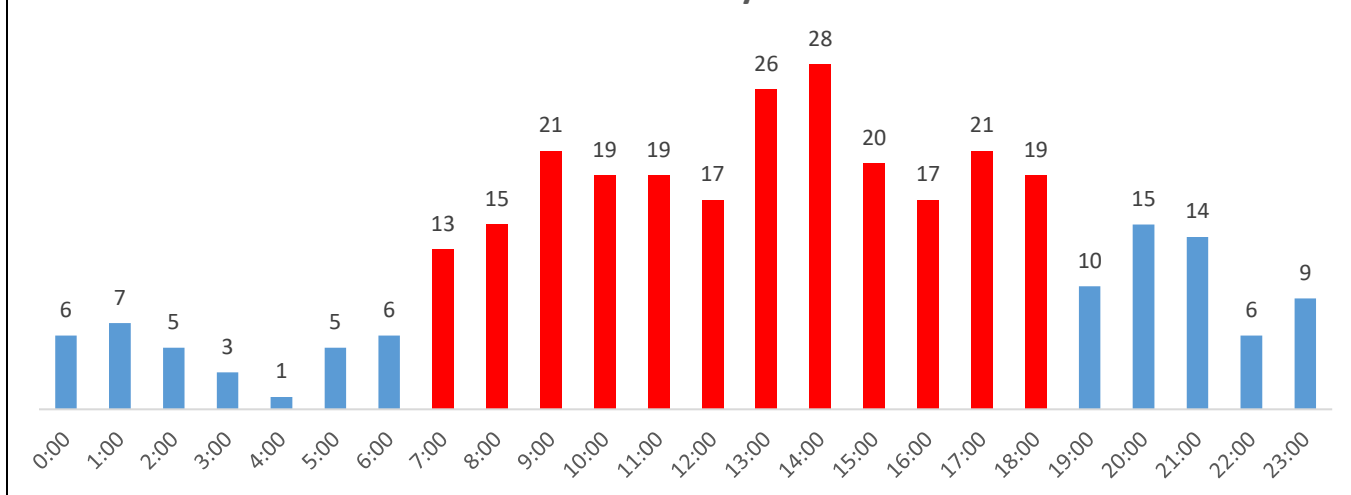
Municipality	Month	% of Calls	YTD
West Whiteland	133	41.30%	235
Uwchlan	87	27.02%	197
Upper Uwchlan	31	9.63%	51
West Vincent	14	4.35%	32
West Pikeland	13	4.04%	27
Charlestown	9	2.80%	16
Downingtown	7	2.17%	10
East Caln	6	1.86%	9
Wallace	6	1.86%	7
East Bradford	3	0.93%	3
East Whiteland	3	0.93%	19
East Goshen	2	0.62%	3
West Goshen	2	0.62%	2
East Nantmeal	1	0.31%	2
Malvern	1	0.31%	1
Sadsbury	1	0.31%	1
West Bradford	1	0.31%	1
West Chester	1	0.31%	1
Willistown	1	0.31%	1
	322		

Total Calls Comparison				
Current Month	YTD	Current Month 2020	YTD	YTD
2021	2021	2020	2020	+/-
322	624	323	688	-64

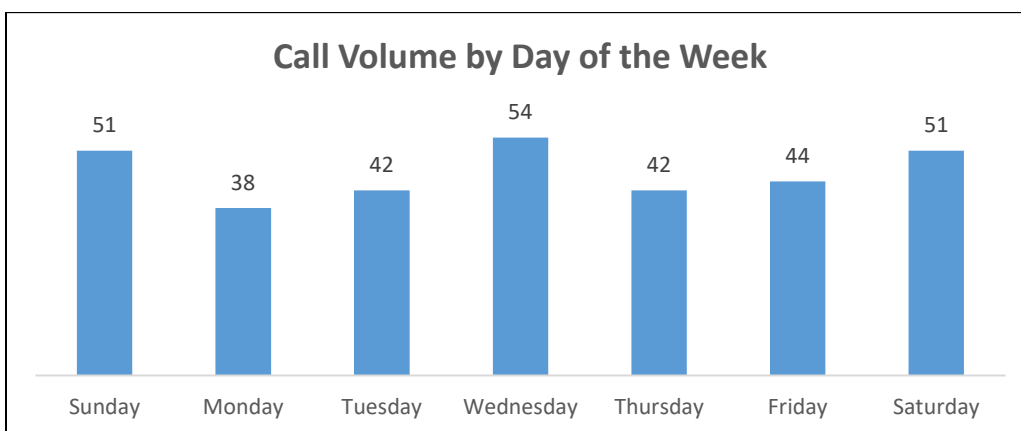
Total Transports Comparison				
Current Month	YTD	Current Month 2020	YTD	YTD
2021	2021	2020	2020	+/-
222	420	197	438	-18




Call Volume by Hour



Call Volume by Day of the Week



Call Sequence



Average Times (Minutes)

Dispatch to Enroute	2
Enroute to On Scene	7.6
On Scene Time	15.75
Transport Time	18
Transport Complete to Available	31.2
Dispatch to Available	63.01

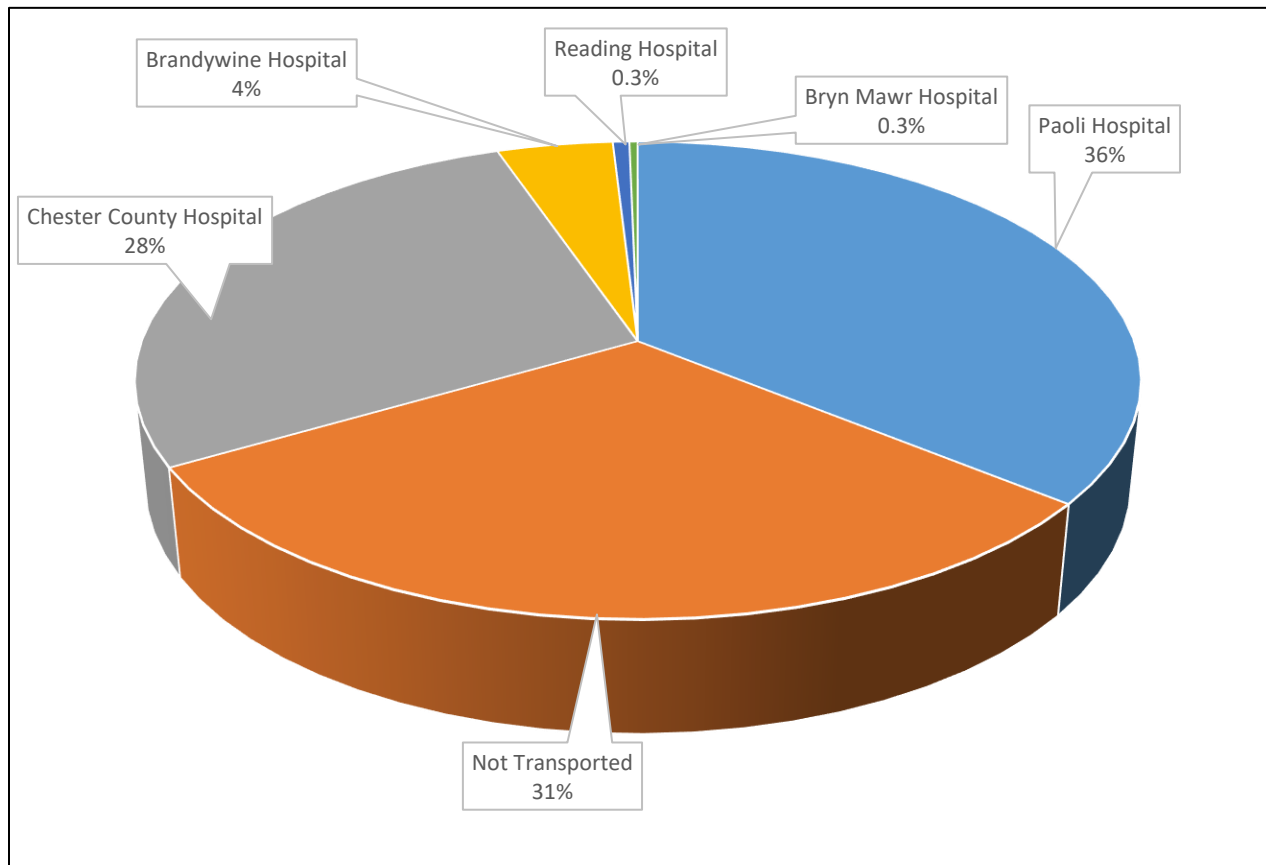
Calls By Level of Service

Total BLS Responses	177	55% of the total dispatches
Total BLS Transport	123	39% of total monthly call volume
Total ALS Responses	145	45% of the total dispatches
Total ALS Transports	100	31% of total monthly call volume
Total NO Transport	99	30% of total monthly call volume

HOSPITAL DESTINATION INFORMATION

Receiving Hospital	Total	%
Paoli Hospital	115	36%
Not Transported	99	30.7%
Chester County Hospital	90	28.0%
Brandywine Hospital	14	4.3%
Reading Hospital	2	0.6%
Bryn Mawr Hospital	1	0.3%
Phoenixville Hospital	1	0.3%
	322	
Transported:	223	69.25%
Not Transported:	99	30.75%
	322	

Non-Transport Breakdown	
Refusal	44
Recalled En-route	23
No Services	29
Recalled On Scene	9
Public Assist	6
Treated, Release to BLS	1
DOA	2
Unfounded	0
	104



MEDICAL CATEGORIES

Call Types

BLS - Sick Person	44	13.7	ALS - Seizures	4	1.2
BLS - Fall / Lift Assist	37	11.5	BLS - Hemorrhaging	4	1.2
ALS - Cardiac Problems	35	10.8	BLS - Syncope	4	1.2
ALS - Respiratory Difficulty	30	9.3	EMS - Stand By - Fire	4	1.2
Accident - BLS	21	6.5	ALS - Hypotension	3	0.9
BLS - Injured Person	18	5.6	Accident - ALS	3	0.9
BLS - Emotional Disorder	15	4.7	ALS - Injured Person	2	0.6
ALS - CVA/Stroke	8	2.5	Accident - Entrapment	2	0.6
ALS - Syncope	8	2.5	Alarm - Carbon Monoxide	2	0.6
ALS - Unresponsive Person	8	2.5	BLS - Assault w/Injury	2	0.6
BLS - Abdominal Pain	7	2.2	BLS - Back Pain	2	0.6
ALS - Abdominal Pain	6	1.9	BLS - DOA	2	0.6
ALS - Fall	6	1.9	BLS - Overdose	2	0.6
ALS - Unconscious Person	6	1.9	ALS - Emotional Disorder	1	0.3
BLS - Unknown Nature	6	1.9	ALS - Equestrian Injury	1	0.3
ALS - Cardiac/Resp Arrest	5	1.6	ALS - Shooting	1	0.3
ALS - Hemorrhaging	5	1.6	EMS - Hosp to Hosp Emerg Trans	1	0.3
Alarm - BLS Medical	5	1.6	Fire - Other Type Rescue	1	0.3
Not Entered	5	1.6	Fire - Water Rescue	1	0.3
ALS - Diabetic Emergency	4	1.2	BLS - Maternity/Labor Pain	1	0.3
ALS - Overdose	4	1.2	BLS - Seizures	1	0.3