



Uwchlan Ambulance EMS & Training

Calls by Municipality

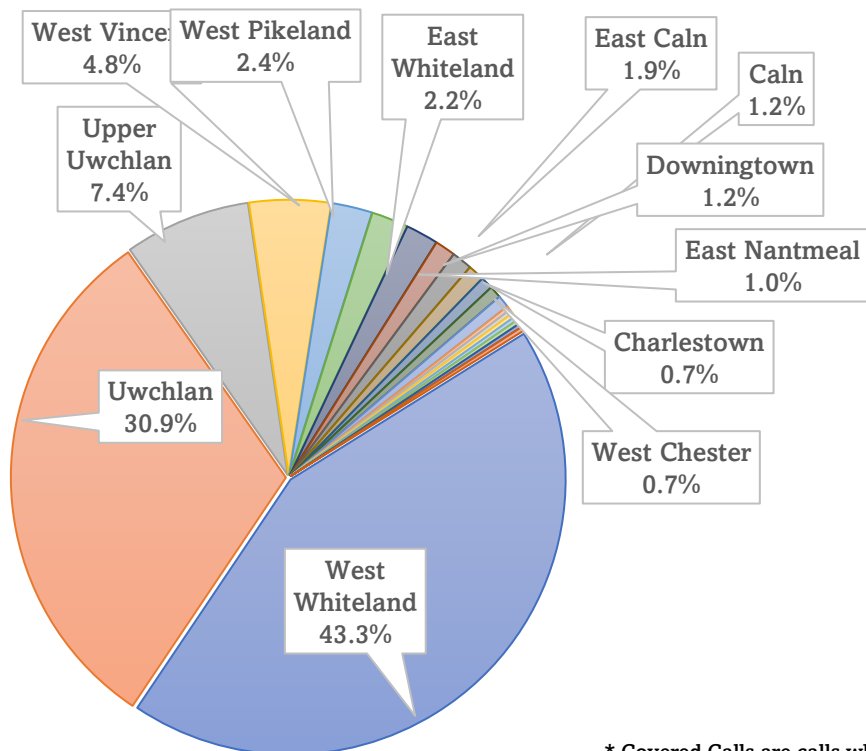
Municipality	Month	% Of Calls	YTD
West Whiteland	181	43.3	1373
Uwchlan	129	30.9	1135
Upper Uwchlan	31	7.4	312
West Vincent	20	4.8	174
West Pikeland	10	2.4	132
East Whiteland	9	2.2	81
East Caln	8	1.9	58
Caln	5	1.2	18
Downingtown	5	1.2	41
East Nantmeal	4	1.0	18
Charlestown	3	0.7	79
West Chester	3	0.7	12
West Goshen	3	0.7	20
Clifton Heights	1	0.2	1
East Goshen	1	0.2	6
Phoenixville	1	0.2	2
South Coventry	1	0.2	2
Wallace	1	0.2	20
West Brandywine	1	0.2	1
Total	418		

Monthly Station Updates

- UAC promoted the following individuals:
 - o Jeff Hood, Lieutenant
 - o Nate Weigel, Lieutenant
 - o Justin Shultz, Lieutenant
- UAC responded to Promedica (Powerback) a total of 36 times in October.
- UAC will be placing an additional responder unit (Ford Expedition) into service next month.

Covered Calls by Municipality*

Municipality	# of Calls
West Whiteland	21
Uwchlan	10
Upper Uwchlan	3
West Pikeland	1
West Vincent	1
Total	36

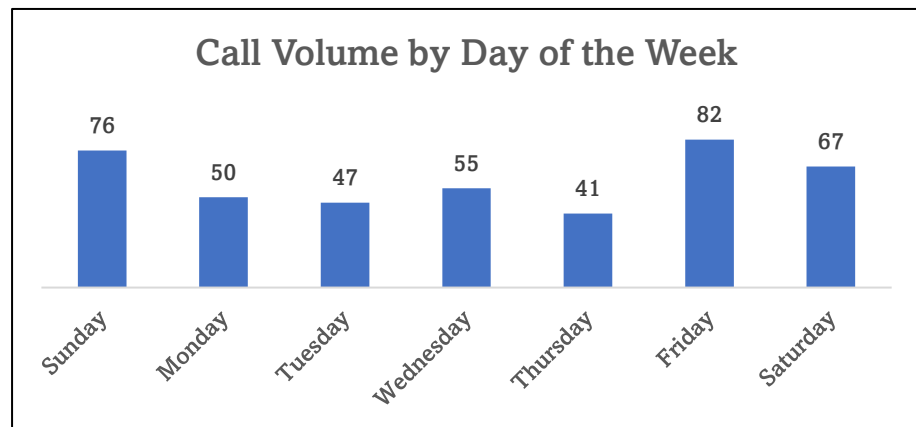
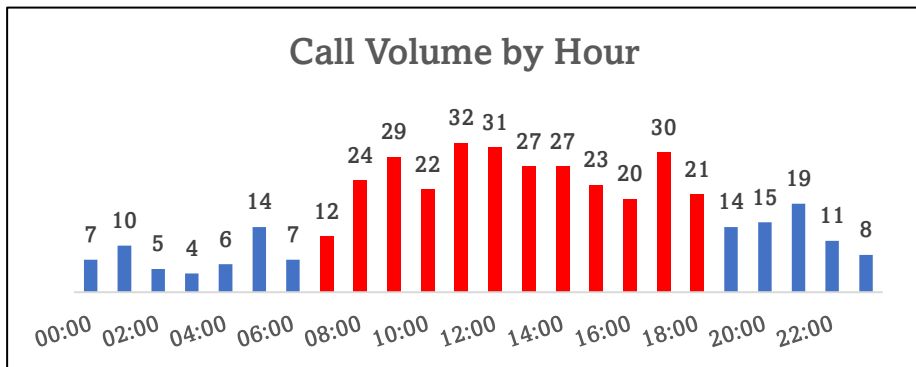


* Covered Calls are calls where another EMS agency was dispatched to a call in the Uwchlan EMS coverage area due to all UAC ambulances being dispatched already. West Whiteland Twp reverts to closest ambulance when MICU 187 is out on another call. This accounts for the large volume of calls.



Uwchlan Ambulance
EMS & Training

Call Statistics and Comparison



Call Total Comparison				
Current Month 2021	YTD 2021	Current Month 2020	YTD 2020	YTD +/-
418	3536	275	3078	+458

Transport Total Comparison				
Current Month 2021	YTD 2021	Current Month 2020	YTD 2020	YTD +/-
279	2334	173	1962	+372

Calls by Level of Service

Total BLS Responses	248	59.33% of the total dispatches
Total BLS Transport	148	35.41% of total monthly call volume
Total ALS Responses	170	40.67% of the total dispatches
Total ALS Transports	131	31.34% of total monthly call volume
Total NO Transport	139	33.25% of total monthly call volume

Average Times (Minutes)	
Dispatch to Enroute	1.82
Enroute to On Scene	6.91
On Scene Time	15.07
Transport Time	16.77
Transport Complete to Available	28.59
Dispatch to Available	54.00

Call Outcome Breakdown	
Transports	279
Refusal	49
Recalled Enroute	20
No Services	41
Recalled On Scene	13
Public Assist	9
DOA	5
Treated, Release to BLS	2



Uwchlan Ambulance
EMS & Training

Call Types

BLS - Sick Person	56	13.4	BLS - Unknown Nature	5	1.2
BLS - Fall / Lift Assist	52	12.4	Alarm - Carbon Monoxide	4	1
Accident - BLS	36	8.6	ALS - Allergic/Med Reaction	3	0.7
ALS - Cardiac Problems	31	7.4	ALS - Hypotension	3	0.7
ALS - Respiratory Difficulty	27	6.5	ALS - Overdose	3	0.7
BLS - Injured Person	20	4.8	Accident - Entrapment	3	0.7
BLS - Emotional Disorder	18	4.3	BLS - Back Pain	3	0.7
ALS - CVA/Stroke	17	4.1	BLS - Syncope	3	0.7
BLS - Hemorrhaging	13	3.1	ALS - Cardiac/Resp Arrest	2	0.5
ALS - Seizures	10	2.4	ALS - Emotional Disorder	2	0.5
ALS - Unresponsive Person	10	2.4	BLS - Allergic/Med Reaction	2	0.5
ALS - Fall	9	2.2	BLS - Seizures	2	0.5
Accident - ALS	9	2.2	EMS - Stand By - Event	2	0.5
ALS - Injured Person	8	1.9	ALS - Burns - Misc	1	0.2
ALS - Syncope	8	1.9	ALS - Burns - Scalding/Other	1	0.2
ALS - Unconscious Person	8	1.9	ALS - Choking	1	0.2
ALS - Hemorrhaging	7	1.7	ALS - Diabetic Emergency	1	0.2
Alarm - BLS Medical	6	1.4	BLS - Assault w/Injury	1	0.2
BLS - Abdominal Pain	6	1.4	BLS - Burns - Scalding/Other	1	0.2
EMS - Stand By - Fire	6	1.4	BLS - Maternity/Labor Pain	1	0.2
ALS - Abdominal Pain	5	1.2	EMS - Non-Emergency Trans	1	0.2
BLS - DOA	5	1.2	Fire - Other Type Rescue	1	0.2
BLS - Overdose	5	1.2		418	

Transport Destinations

Receiving Hospital	Total	%
Not Transported	139	33.24%
Paoli Hospital	151	36.11%
Chester County Hospital	110	26.31%
Brandywine Hospital	14	3.5%
Phoenixville Hospital	2	0.5%
Reading Hospital	1	0.2%
Pottstown Medical Center	1	0.2%
Transported:	279	66.75%
Not Transported:	139	33.26%